

- QA 01 1 METER
- QA 20 2 METERS
- QA 30 3 METERS
- WHITE
- BLACK MATT
- SILVER ANODIZED

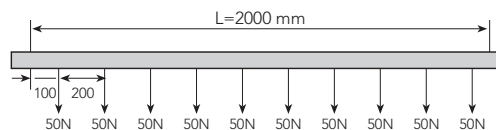
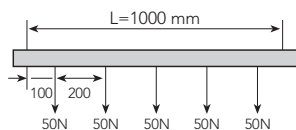
Quadro system

BAT 02

F IP20

UNIVERSAL
ADAPTER
MAX 5 kg

- WHITE
- BLACK
- SILVER



BAT 05

LINEAR JOINT

□ WHITE ■ BLACK ■ SILVER



BAT 06


LINEAR JOINT (WITHOUT ELECTRIC CONTACT)

□ WHITE ■ BLACK ■ SILVER



BAT 16

STRAIGHT
REINFORCEMENT
(STEEL)



QA 10

DEAD-END

□ WHITE ■ BLACK ■ SILVER



BAT 13

MECHANICAL
ADAPTER ↓ 100 N

□ WHITE ■ BLACK ■ SILVER



QA 09

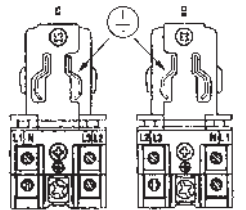

WIRE SUSPENSION KIT (2 METERS)
ONLY BLACK COLOUR



QA 03

LIVE END
DX= LEFT EARTH
SX = RIGHT EARTH


□ WHITE ■ BLACK ■ SILVER



QA 04

90° JUNCTION
DX= LEFT EARTH
SX = RIGHT EARTH


□ WHITE ■ BLACK ■ SILVER



QA 07

MEAN
CONNECTOR


□ WHITE ■ BLACK ■ SILVER



QA 11

"T" JUNCTION
DX= LEFT EARTH
SX = RIGHT EARTH

□ WHITE ■ BLACK ■ SILVER



QA 12

"X" JUNCTION
(CROSS)

□ WHITE ■ BLACK ■ SILVER

