




---

## Aqualuce

*IP 65*

Outdoor lighting fixture, completely made of die-cast aluminium. Polyester painting and phospho-cromating prefinishing to prevent corrosion damages, even if in very wet and saline atmosphere, this could happen. External painting corrosion do not compromise in any case the functionality of the fitting. Silicon rubber gaskets and polycarbonate light shade. Super pure aluminium reflectors with anti-glare and light comfort design. Stainless steel screws.

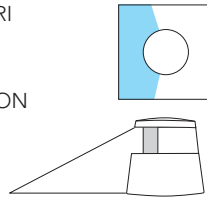
The perfect lighting solution for gardens, pathways or as walking signal in outdoor. Available in Silver and Black colour. Aqualuce has been engineered using "low maintenance" concepts even if relamping is very easy and fast.



## Aqualuce 01-20



- 20 W G8,5 HI-TC CRI METAL HALIDES
- **ELECTRONIC**
- 180° LIGHT EMISSION




## Aqualuce 01-18

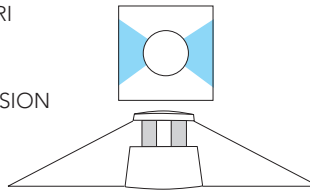


- TC- T 18 W Gx 24d-2
- 180° LIGHT EMISSION

## Aqualuce 02-20



- 20 W G8,5 HI-TC CRI METAL HALIDES
- **ELECTRONIC**
- 2 x 90° LIGHT EMISSION



## Aqualuce 02-18

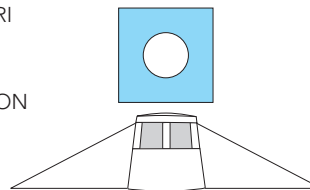


- TC- T 18 W Gx 24d-2
- 2 x 90° LIGHT EMISSION


## Aqualuce 04-20



- 20 W G8,5 HI-TC CRI METAL HALIDES
- **ELECTRONIC**
- 360° LIGHT EMISSION



## Aqualuce 04-18



- TC- T 18 W Gx 24d-2
- 360° LIGHT EMISSION

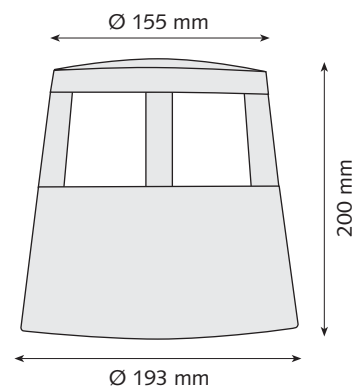
Colours:

- SILVER
- MATT-BLACK (ON REQUEST)

"AL-01" Fixing Base.



A die-cast aluminium base with stainless steel screws, is available on request and could be helpful to fix the fixture in concrete. Available on request.



IP65 RATED: COMPLETELY PROTECTED AGAINST ENTRY OF DUST AND PROTECTED AGAINST WATER JETS

Policarbonate diffuser vandal-proof  
mechanical shock resistance  
20 Joules - IK10 rated (CEI EN 50102)